


Busbar supports

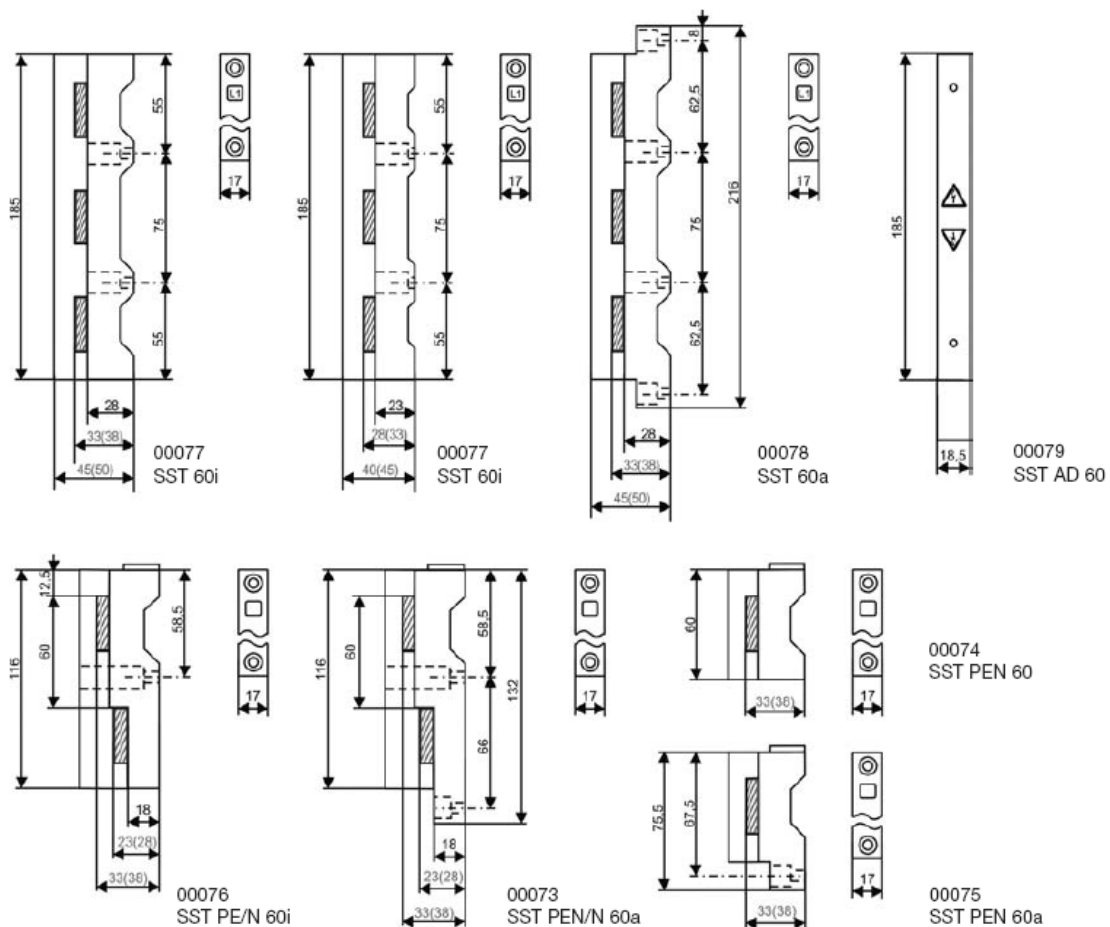
Product information

The busbar support has a phase center spacing of 60mm

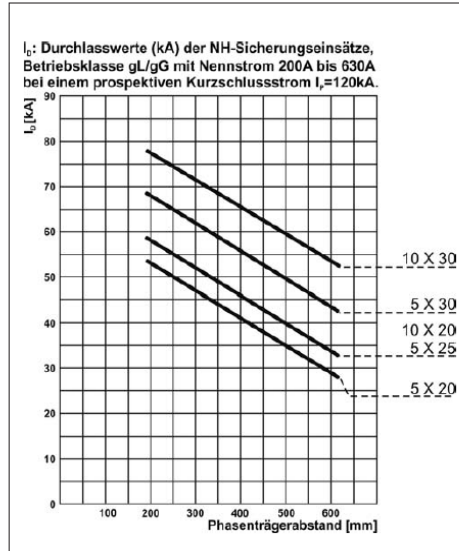


Dimension and technical specification

Part-No.	Type	Width [mm]	Thickness [mm]	No. per Set
SST.060.PEN	1 pole	12 - 30	5 + 10	10
SST.060.aPEN	1 pole Mounting outside	12 - 30	5 + 10	10
SST.060.aPE/N	2 poles Mounting outside	12 - 30	5 + 10	10
SST.060.iPE/N	2 poles Mounting inside	12 - 30	5 + 10	10
SST.060.a	3 poles Mounting outside	12 - 30	5 + 10	10
SST.060.i	3 poles Mounting inside	12 - 30	5 + 10	10
SST.060.AD	Final edge covering PVC			10



Material	Polyamid /Polyamide	
Flammverhalten	nach UL 94	VO
Flame retardance	per UL 94	VO
Kriechstromfestigkeit	CTI	600
Tracking resistance		
Dauerbetriebstemperatur	°C	150
Continuous operating temperature		
Glühdrahtfestigkeit	°C	960
Glow-wire test resistance		
Farbe	schwarz	
Colour	black	

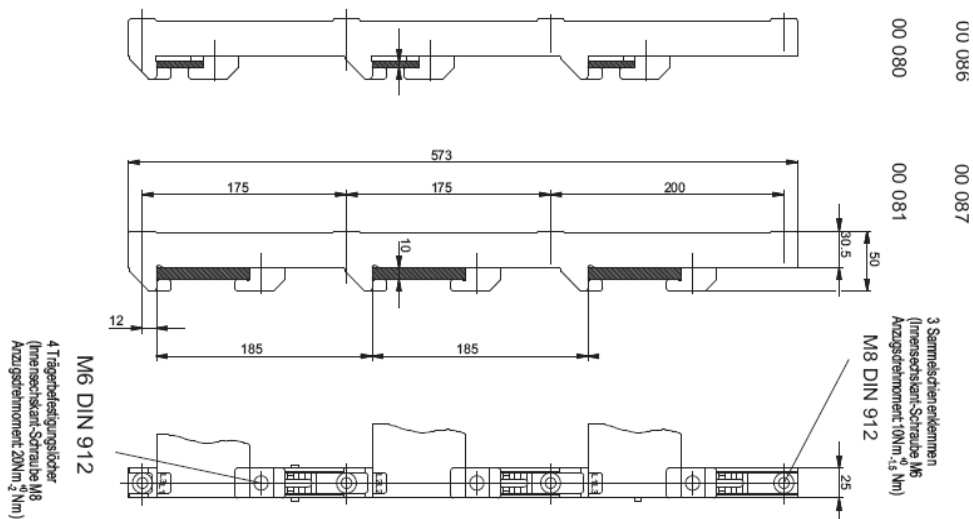


Product information

The busbar support has a phase center spacing of 185mm

Dimension and technical specification

Part-No.	Type	Width [mm]	Thickness [mm]	No. per Set
SST.185.PEN5	1 pole	30 - 120	5	10
SST.185.PEN10	1 pole Mounting outside	30 - 120	10	10
SST.185.5	3 poles	30 - 120	5	10
SST.185.10	3 poles	30 - 120	10	10
SST.185.AD	Final edge covering PVC			10



All information without guarantee